



Warp 13™



Motors



Standard Features

- 13.25" diameter, series wound DC motor
- Weight, 367 pounds
- 35.5 HP (72 Volts, 376 Amps)*
- 130 Ft. pounds torque*
- 5,500 RPM's
- Double or single ended shafts
- Advanced timing – factory set for CCWDE (CWDE available)
- Industry standard mounting
- Commutators key locked onto the shaft
- High quality, large style brushes, factory pretested over 90%
- Exceeds Class "H" insulation
- Delivery – 12-16 weeks after design acceptance
- Custom spline, heat treated

* Note: Based upon dynamometer data, fields set as series, and series/parallel

Manufactured Exclusively For:
NetGain Technologies, LLC

900 North State Street – Suite 101
Lockport, IL 60441
630-243-9100
go-ev.com


Available from:

Warp 13™

Motors

Description	Part	MSRP	Notes
CE Shaft, Advanced Timing*	00-08513	\$4,900.00	31-tooth spline, 4" DE shaft
CE Shaft, Advanced Timing*	00-08413	\$4,900.00	10-tooth, Spicer universal fit, 2" DE shaft
Diameter	13.25 inches		
Length (case)	20.4 inches		
Weight	367 lbs.		
Drive Bearing	10222162	\$51.75	
Com Bearing	10222240	\$15.25	
Springs #	11805010	\$31.50	Set of 8
Brushes #	10345060	\$36.00	Requires 2
Brush Wear Sensor	10345062	\$58.50	Requires 2
Brush Holder	10445046	\$427.50	
CE Head	10640031	\$369.00	
DE Head	10973250	\$391.50	
Field Coil Set	11108413	\$497.25	
Armature	3002308513FN	\$3,206.25	
Mounting Pattern	Foot		
DE Length	4.0"		
DE Diameter	1.370"		
DE Keyway	Splined		
DE Pilot	NONE		
DE Mounting Hole	3/8" – 16		
CE Length	2.0"		
CE Diameter	1.125"		
CE Mounting Hole	1/4" – 20		
Case Steel	1020 or similar		
Shaft Steel	1144 stress proof		Hardened

*CCWDE ONLY – Special Order for CWDE!



Quality components
make a
quality motor!

TORQUE ABOUT IT!
Warp
Motors

NetGain Technologies, LLC
go-ev.com